

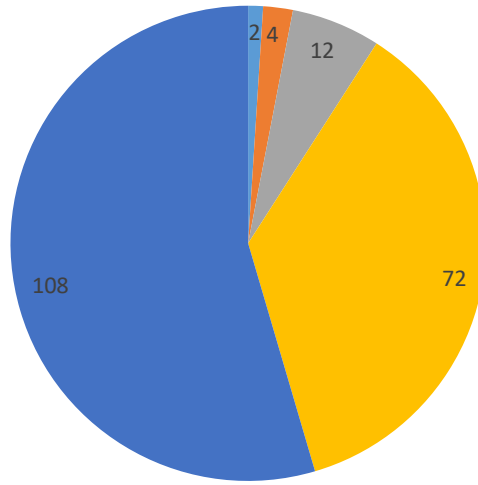
**SILDA  
CHANDRASEKHAR  
COLLEGE**



**FEEDBACK ANALYSIS OF  
ALUMNI**

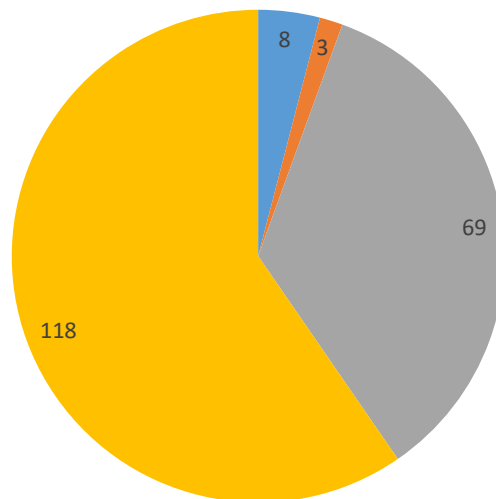
**SESSION – 2022-23**

Count of 1) How much of the syllabus was covered in the class?



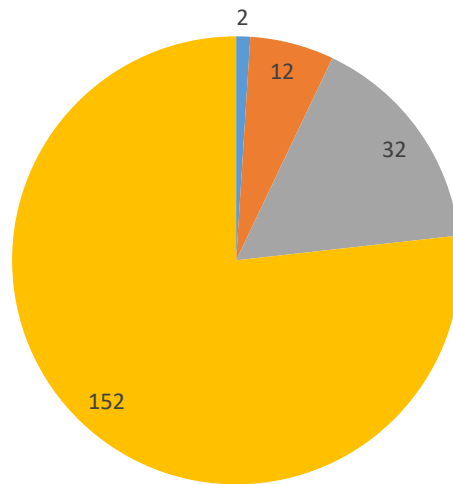
■ 0 - Below 30% ■ 1 - 30 to 54% ■ 2 - 55 to 69% ■ 3 - 70 to 84% ■ 4 - 85 to 100%

Count of 2) How well did the teachers prepare for the classes?



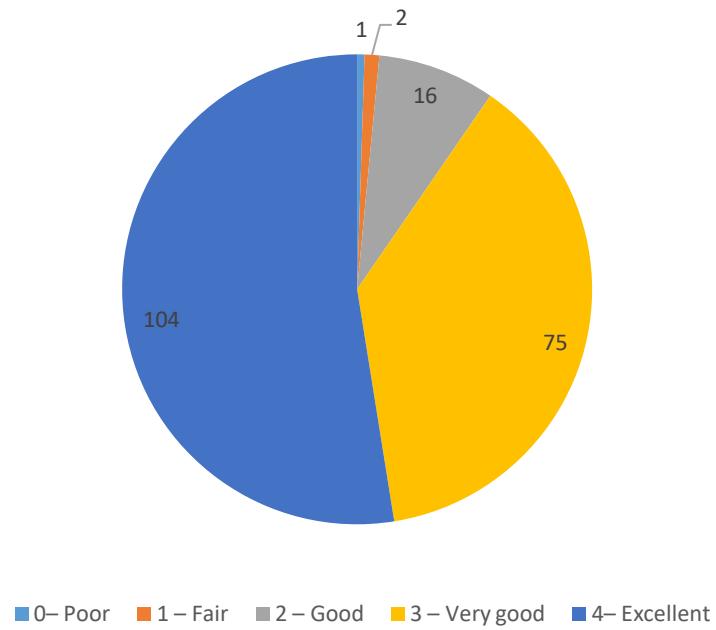
■ 1 - Indifferently ■ 2 - Poorly ■ 3 - Satisfactorily ■ 4 - Thoroughly

Count of 3) How well were the teachers able to communicate?

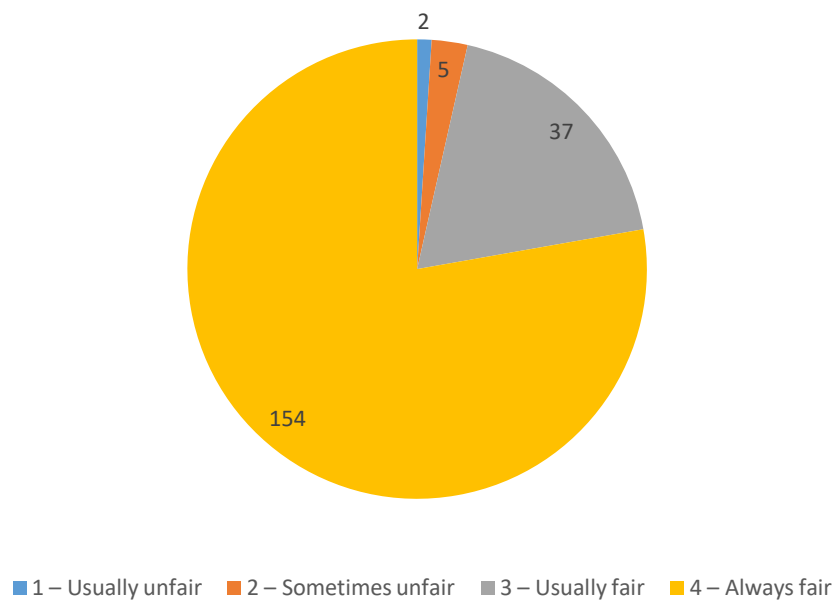


■ 0- Very poor communication ■ 2 - Just satisfactorily  
■ 3 - Sometimes effective ■ 4 - Always effective

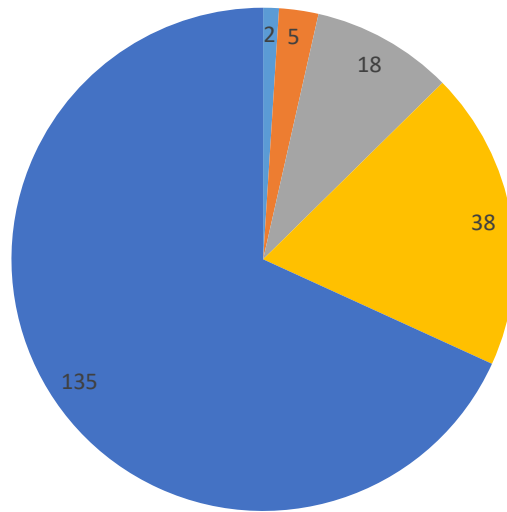
Count of 4) The teacher's approach to teaching can best be described as



Count of 5) Fairness of the internal evaluation process by the teachers

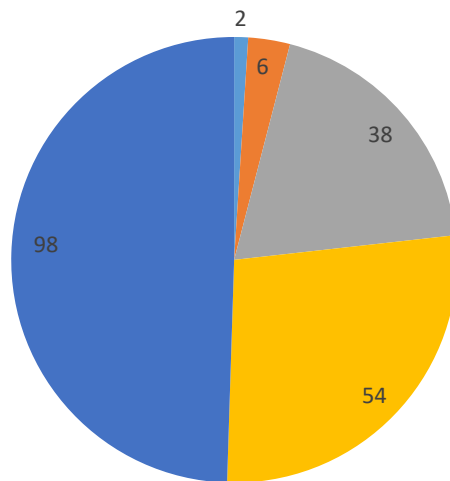


Count of 6) Was your performance in assignments discussed with you?



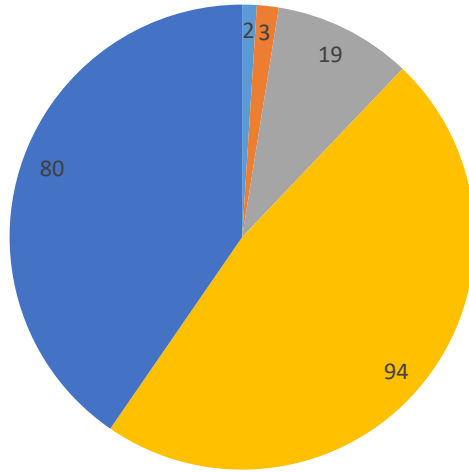
■ 0 - Never ■ 1 - Rarely ■ 2 - Occasionally/Sometimes ■ 3 - Usually ■ 4 - Every time

Count of 7) The institute takes active interest in promoting internship, student exchange, field visit opportunities for students.



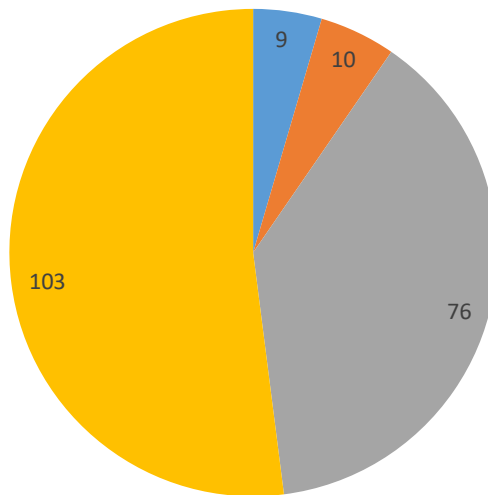
■ 0 - Never ■ 1 - Rarely ■ 2 - Sometimes ■ 3 - Often ■ 4 - Regularly

Count of 8) The teaching and mentoring process in your institution facilitates you in cognitive, social and emotional growth.



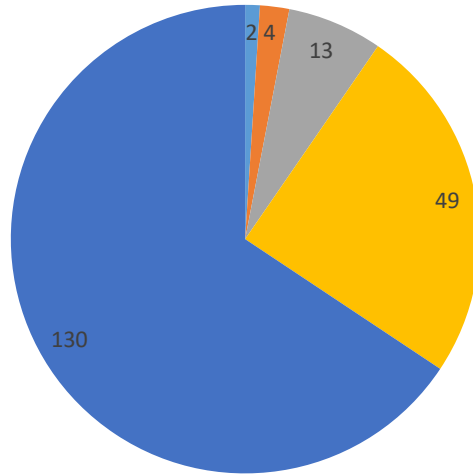
■ 0- Not at all ■ 1- Marginally ■ 2- Moderately ■ 3- Very well ■ 4- Significantly

Count of 9) The institution provides multiple opportunities to learn and grow.



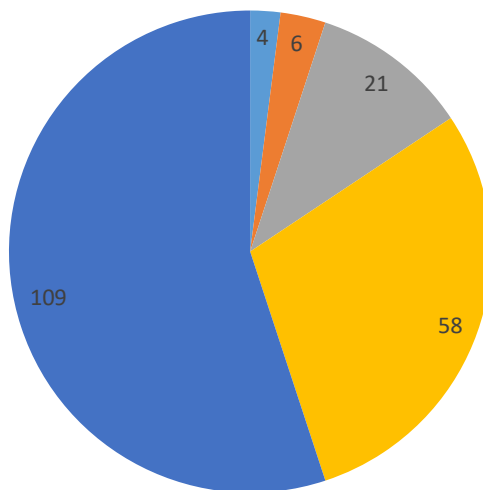
■ 1- Disagree ■ 2- Neutral ■ 3- Agree ■ 4- Strongly agree

Count of 10) Teachers inform you about your expected competencies, course outcomes and programme outcomes.



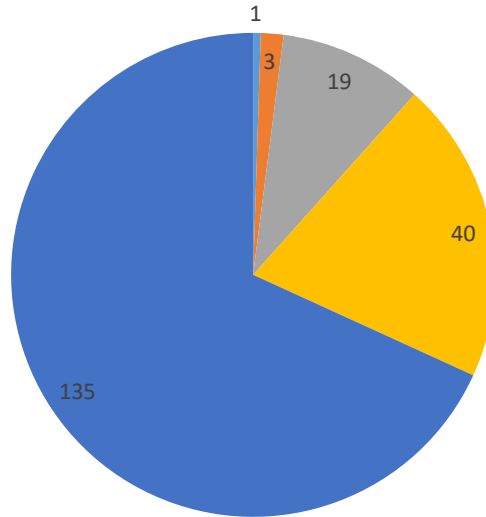
■ 0- Never ■ 1- Rarely ■ 2- Occasionally/Sometimes ■ 3- Usually ■ 4- Every time

Count of 11) Your mentor does a necessary follow-up with an assigned task to you.



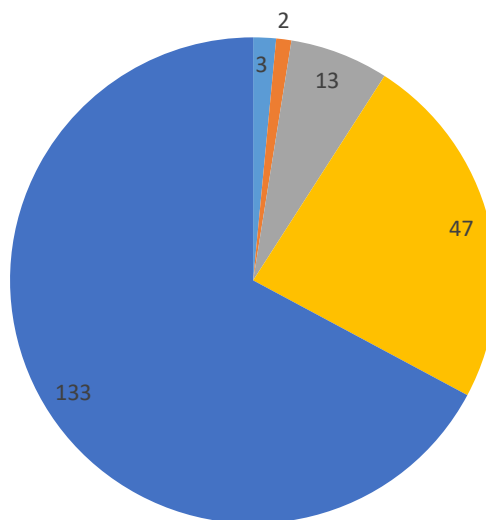
■ 0- I don't have a mentor ■ 1- Rarely  
■ 2- Occasionally/Sometimes ■ 3- Usually  
■ 4- Every time

Count of 12) The teachers illustrate the concepts through examples and applications.



■ 0 - Never ■ 1 - Rarely ■ 2 - Occasionally/Sometimes ■ 3 - Usually ■ 4 - Every time

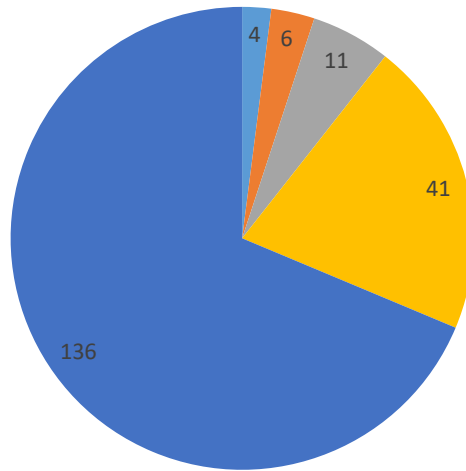
Count of 13) The teachers identify your strengths and encourage you with providing right level of challenges.



■ 0 - Unable to ■ 1 - Slightly ■ 2 - Partially ■ 3 - Reasonably ■ 4 - Fully

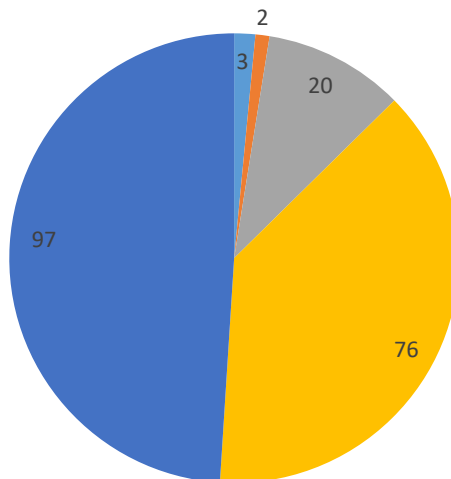


Count of 14) Teachers are able to identify your weaknesses and help you to overcome them.



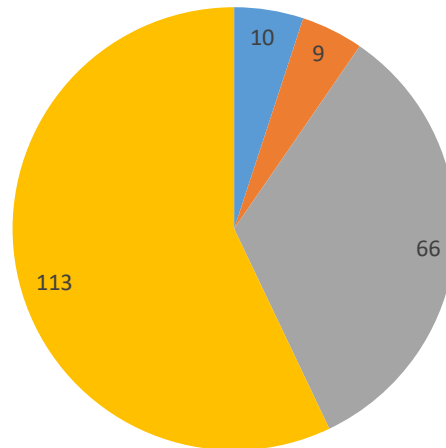
■ 0 - Never ■ 1 - Rarely ■ 2 - Occasionally/Sometimes ■ 3 - Usually ■ 4 - Every time

Count of 15) The institution makes effort to engage students in the monitoring, review and continuous quality improvement of the teaching learning process.



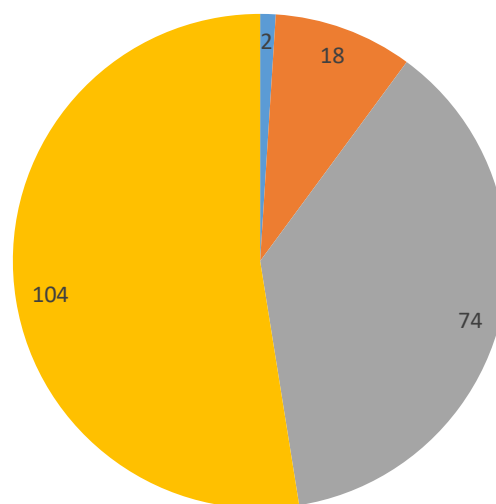
■ 0 - Strongly disagree ■ 1 - Disagree ■ 2 - Neutral ■ 3 - Agree ■ 4 - Strongly agree

Count of 16) The institute/ teachers use student centric methods, such as experiential learning, participative learning and problem solving methodologies for enhancing learning experiences.



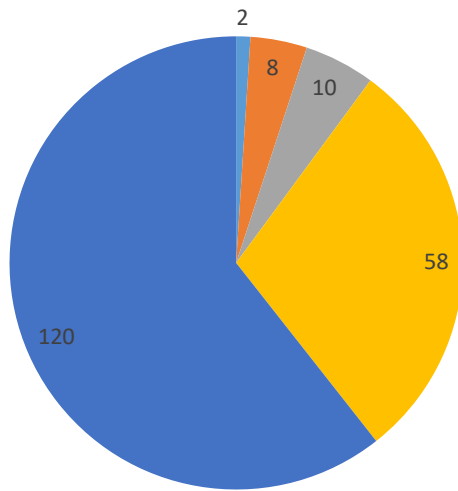
■ 1 – Very little ■ 2 – Some what ■ 3 – Moderate ■ 4 – To a great extent

Count of 17) Teachers encourage you to participate in extracurricular activities.



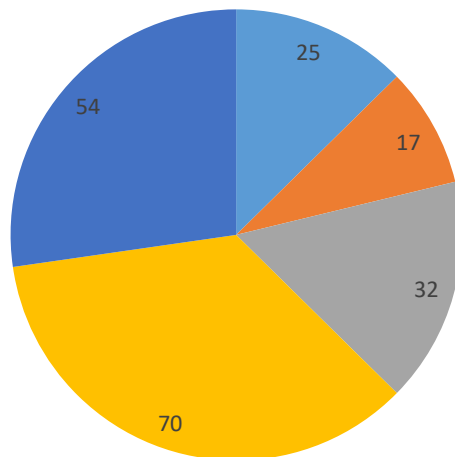
■ 1 – Disagree ■ 2 – Neutral ■ 3 – Agree ■ 4 – Strongly agree

Count of 18) Efforts are made by the institute/ teachers to inculcate soft skills, life skills and employability skills to make you ready for the world of work.



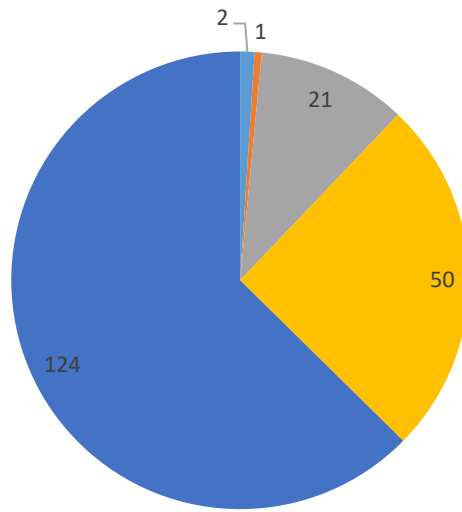
■ 0 – Not at all ■ 1 – Very little ■ 2 – Some what ■ 3 – Moderate ■ 4 – To a great extent

Count of 19) What percentage of teachers use ICT tools such as LCD projector, Multimedia, etc. while teaching.



■ 0 – Below 29% ■ 1 – 30 – 49% ■ 2 – 50 – 69% ■ 3 – 70 – 89% ■ 4 – Above 90%

Count of 20. The overall quality of teaching-learning process in your institute is very good.



■ 0 - Strongly disagree ■ 1 - Disagree ■ 2 - Neutral ■ 3 - Agree ■ 4 - Strongly agree